

如何迁移到 Teams



Tony Xia
July 2022



自我介绍

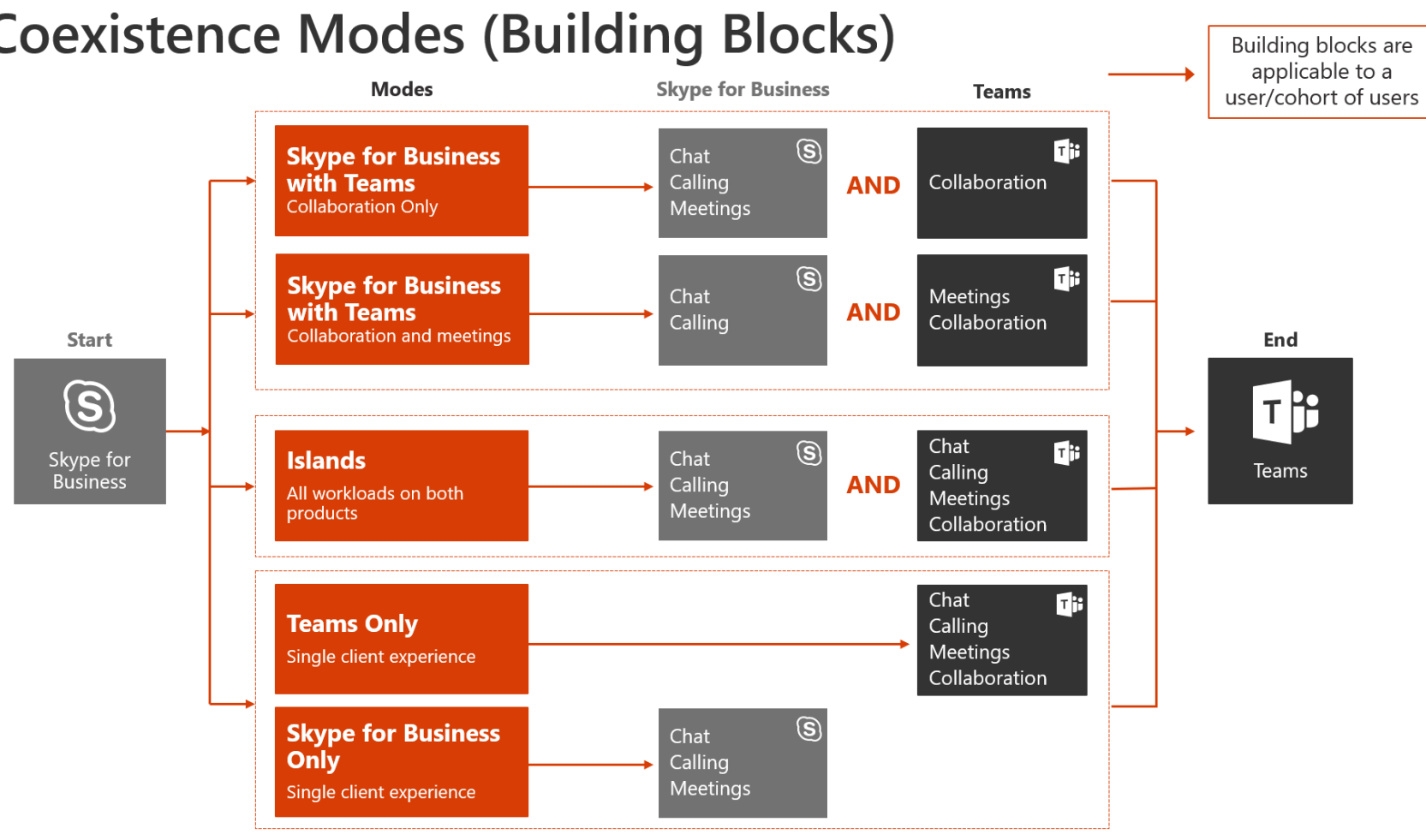
- Microsoft MVP (Teams开发方向)
- 曾在微软和EMC工作
- 微软技术大会讲师：TechEd, Ignite, TechSummit, DevDays, AzureCommunity, Reactor
- 从小学4年级开始学习BASIC编程，目前主要使用C#
- 微软技术栈， Azure



Skype for Business → Teams

Skype for Business Online 将于 2021 年 7 月 31 日停用，此后它将不再可用或受支持。

Coexistence Modes (Building Blocks)

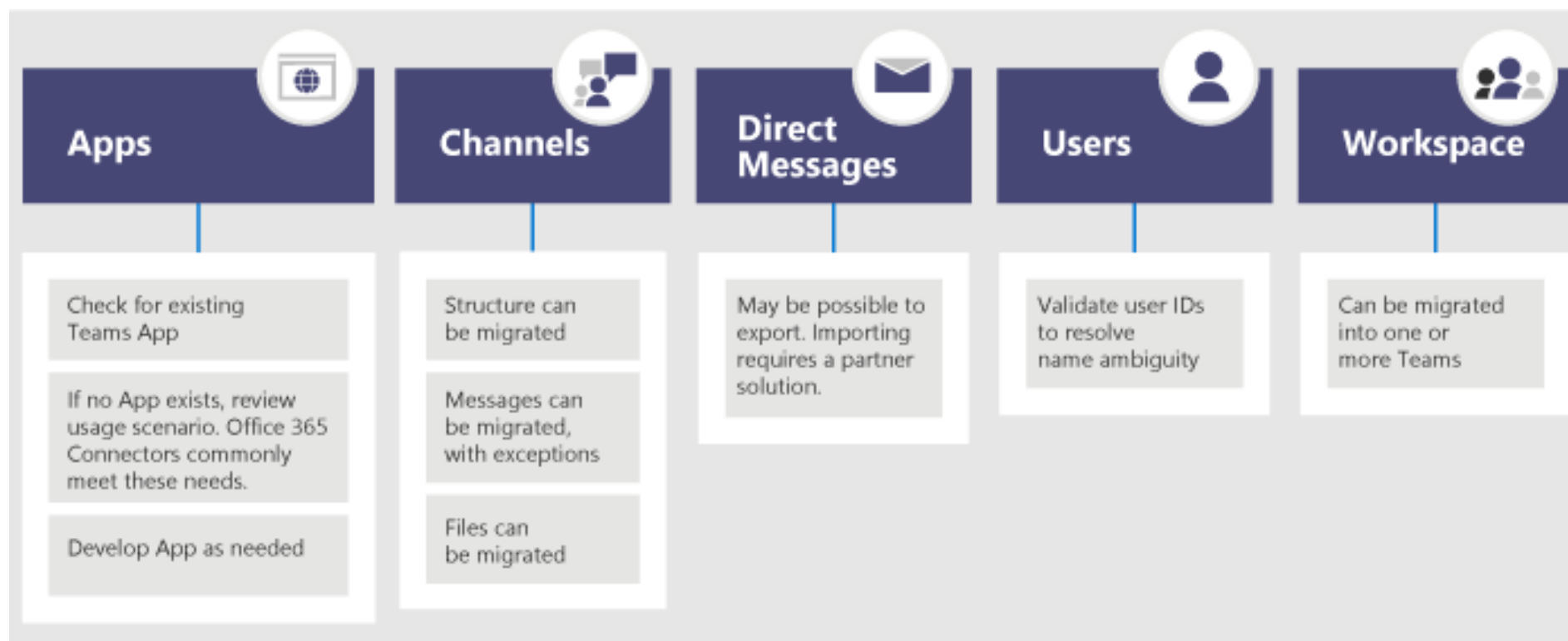


Skype for Business(on-premises) → Teams

- 步骤 1: 配置混合连接
- 步骤 2: 设置过渡共存模式 (可选)
- 步骤 3: 将用户Skype for Business本地移动到Teams用户
- 步骤 4: 禁用混合以完成到云的迁移

Slack → Teams

- Slack端



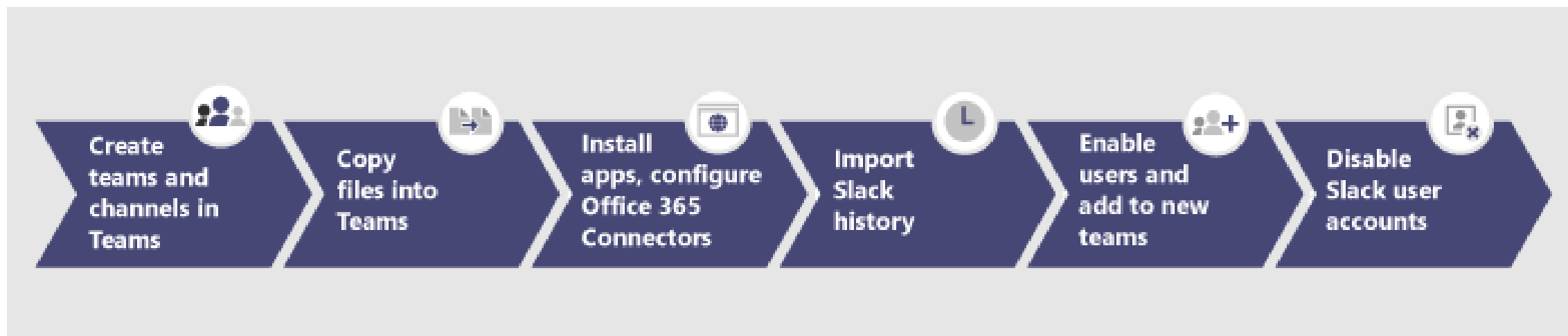
Slack → Teams

- Team 和 channel结构

1 Slack Workspace → 1 team	For smaller Slack workspaces that need fewer than 200 channels Include a buffer for growth and private channel planning
1 Slack Workspace → multiple teams	Use your Slack Workspace analytics data to create logical channel groupings, which become the basis of your teams
2+ Slack Workspaces → multiple teams	Use your Slack Workspace analytics data to create logical team and channel groupings, which become the basis of your teams

Slack → Teams

- Teams端



聊天平台的聊天记录迁移

- Create users
- Create teams in migration mode
- Create channels in migration mode
- Create messages
- Complete migration for channels
- Complete migration for teams
- Add users into the team

Create users

POST /users

```
{
  "accountEnabled": true,
  "displayName": "Adele Vance",
  "mailNickname": "AdeleV",
  "userPrincipalName": "abc@abc.onmicrosoft.com",
  "passwordProfile" : {
    "forceChangePasswordNextSignIn": true,
    "password": "xWwvJ]6NMw+bWH-d"
  }
}
```

HTTP/1.1 201 Created

Content-type: application/json

```
{
  "@odata.context": "...",
  "id": "87d349ed-44d7-43e1-9a83-5f2406dee5bd",
  "businessPhones": [],
  "displayName": "Adele Vance",
  "givenName": "Adele",
  "jobTitle": "Product Marketing Manager",
  "mail": " abc@abc.onmicrosoft.com ",
  "mobilePhone": "+1 425 555 0109",
  "officeLocation": "18/2111",
  "preferredLanguage": "en-US",
  "surname": "Vance",
  "userPrincipalName": " abc@abc.onmicrosoft.com "
}
```

Create teams in migration mode

POST <https://graph.microsoft.com/beta/teams>

Content-Type: application/json

```
{
  "@microsoft.graph.teamCreationMode": "migration",
  "template@odata.bind": "https://graph.microsoft.com/beta/teamsTemplates('standard')",
  "displayName": "My Sample Team",
  "description": "My Sample Team's Description",
  "createdDateTime": "2020-03-14T11:22:17.067Z"
}
```

HTTP/1.1 202 Accepted

Location: [/teams\('dbd8de4f-5d47-48da-87f1-594bed003375'\)/operations\('3a6fdce1-c261-48bc-89de-1cfef658c0d5'\)](/teams('dbd8de4f-5d47-48da-87f1-594bed003375')/operations('3a6fdce1-c261-48bc-89de-1cfef658c0d5'))

Content-Location: [/teams\('dbd8de4f-5d47-48da-87f1-594bed003375'\)](/teams('dbd8de4f-5d47-48da-87f1-594bed003375'))

Create channels in migration mode

POST <https://graph.microsoft.com/beta/teams/57fb72d0-d811-46f4-8947-305e6072eaa5/channels>

Content-Type: application/json

```
{  
  "@microsoft.graph.channelCreationMode": "migration",  
  "displayName": "Import_150958_99z",  
  "description": "Import_150958_99z",  
  "createdDateTime": "2020-03-14T11:22:17.067Z"  
}
```

HTTP/1.1 201 Created

Location: /teams('57fb72d0-d811-46f4-8947-305e6072eaa5')/channels('19:4b6bed8d24574f6a9e436813cb2617d8@thread.ta

```
{  
  "@odata.context": "...",  
  "id": "19:987c7a9fbe6447ccb3ea31bcded5c75c@thread.tacv2",  
  "createdDateTime": null,  
  "displayName": "Import_150958_99z",  
  "description": "Import_150958_99z",  
  ...  
}
```

Create messages

POST <https://graph.microsoft.com/beta/teams/{team-id}/channels/{channel-id}/messages>

```
{
  "createdDateTime": "2019-02-04T19:58:15.511Z",
  "from": {
    "user": {
      "id": "user id",
      "displayName": "Thomas",
      "userIdentityType": "aadUser"
    }
  },
  "body": {
    "contentType": "html",
    "content": "How is it going"
  }
}
```

Create messages with inline images

POST <https://graph.microsoft.com/beta/teams/{team-id}/channels/{channel-id}/messages>

Request body:

```
{
  "body": {
    "contentType": "html",
    "content": "<img height=\"160\" src=\"../hostedContents/1/$value\" width=\"200\"
style=\"vertical-align:bottom; width:176px; height:250px\">"
  },
  "hostedContents": [
    {
      "@microsoft.graph.tmporaryId": "1",
      "contentBytes": "iVBORw0KGgoA.....",
      "contentType": "image/png"
    }
  ]
}
```

Complete migration for channels

POST <https://graph.microsoft.com/beta/teams/{team-id}/channels/{channel-id}/completeMigration>

HTTP/1.1 204 No Content

Complete migration for teams

POST /teams/{team-id}/completeMigration

HTTP/1.1 204 No Content

Add a user into the team

POST <https://graph.microsoft.com/beta/teams/ee0f5ae2-8bc6-4ae5-8466-7daeabbfa062/members>

Content-type: application/json

Content-length: 100

```
{
  "@odata.type": "#microsoft.graph.aadUserConversationMember",
  "roles": ["owner"],
  "user@odata.bind": "https://graph.microsoft.com/v1.0/users('8b081ef6-4792-4def-b2c9-c363a1bf41d5')"
}
```


Add users in bulk

POST <https://graph.microsoft.com/beta/teams/e4183b04-c9a2-417c-bde4-70e3ee46a6dc/members/add>

```
{
  "values": [
    {
      "@odata.type": "microsoft.graph.aadUserConversationMember",
      "roles": [],
      "user@odata.bind": "https://graph.microsoft.com/beta/users('18a80140-b0fb-4489-b360-2f6efaf225a0')"
    },
    {
      "@odata.type": "microsoft.graph.aadUserConversationMember",
      "roles": ["owner"],
      "user@odata.bind": "https://graph.microsoft.com/beta/users('86503198-b81b-43fe-81ee-ad45b8848ac9')"
    }
  ]
}
```

Manifest file

- The Teams manifest describes how the app integrates into the Microsoft Teams product.

<https://docs.microsoft.com/en-us/microsoftteams/platform/resources/schema/manifest-schema>

Hands on

The screenshot shows the Microsoft Teams App Studio Manifest Editor interface. The browser address bar displays the URL: `https://teams.microsoft.com/_#/apps/0c5cfd9b-596f-4d39-b557-5d9516c94107/sections/manifest-editor?slu...`. The Microsoft Teams navigation bar is visible at the top, with a search bar and a user profile icon. The App Studio navigation bar includes tabs for Manifest editor, Validation, Card editor, UI Tools, Chat, and About. The main content area is titled "App Studio Manifest editor" and features a breadcrumb "Home > Edit an app". The app being edited is "TabApp01" by Tony. The "Capabilities" section shows "Tabs" selected. The "Complete these steps" section lists "1 Details" and "2 Capabilities". The "App details" section includes fields for "Short name" (TabApp01) and "Full name" (TabApp01). The "Identification" section includes a "Generate" button and a field for "App ID" (e4af2642-7712-4c23-af54-82cc7eaed41e). The "Package Name" is com.ibm.tabapp01 and the "Version" is 1.0. The "Descriptions" section is also visible.

Microsoft Teams

App Studio Manifest editor Validation Card editor UI Tools Chat About

Create, debug, and deploy Teams apps directly from Visual Studio or Visual Studio Code

Home > Edit an app

TabApp01
By Tony

Capabilities
Tabs

Complete these steps
Complete these steps in order to distribute your app.

1 Details
App details

2 Capabilities
Tabs
Bots
Connectors
Messaging extensions

Delete TabApp01

App details
Provide some basic info about your app to get things going. Learn more about Teams Apps and the Manifest Schema

App names
A short name (30 characters or less) is required. Feel free to also include a longer version if your preferred name exceeds 30 characters.

*Short name Full name
TabApp01 TabApp01

Identification
Your App ID should be a GUID. Use Semantic Versioning for your version number.

*App ID
e4af2642-7712-4c23-af54-82cc7eaed41e
Generate

*Package Name *Version
com.ibm.tabapp01 1.0

Descriptions

A person is rappelling down a dark, overhanging rock face. The scene is set at sunset, with a vibrant orange and yellow glow on the horizon behind a dark mountain range. The sky is filled with soft, grey clouds. The person is silhouetted against the bright light of the setting sun. The overall mood is adventurous and serene.

Hands On

Takeaways

- Skype for Business迁移到Teams
- Slack迁移到Teams
- 其他聊天平台的聊天记录迁移到Teams



谢谢

